

# Powder Coating Warranties

OMEGA offers Alumi Shield™ Warranties on our Powder Coated Joinery.

**Duralloy® +PLUS and Protecture® powder coating is covered by Dulux's Alumi Shield™ Warranties:**

- + 15 Year Aluminium Colour Warranty
- + 15 Year Aluminium Durability Warranty

As a Dulux Prime accredited powder coater, we offer Alumi Shield™ Warranties on all joinery we powder coat using Dulux powder giving you confidence that your aluminium powder coating will stand up to New Zealand's Climatic conditions

Dulux Powder Coatings are an ideal choice for the long term protection of architectural aluminium items for your next project, and provide assurance through the issue of Alumi Shield™ Warranties.

Visit [duluxpowders.co.nz/information/alumi-shield-warranty/](http://duluxpowders.co.nz/information/alumi-shield-warranty/) for the latest information on Dulux Alumi Shield™ warranties.



**Colour Disclaimer:** Colours displayed in this brochure should be used as an indication only. The actual colour and finish may vary slightly from these samples due to powder batch variation, application variation, type of substrate and stoving conditions.

**Disclaimer of Liability:** All information in this brochure was accurate at the time of printing. Information in this brochure should be taken as general advice only. Careful consideration must be taken when choosing the powder coat product based on your projects environment and surroundings. Visit [duluxpowders.co.nz/specmap/](http://duluxpowders.co.nz/specmap/) for more information based on site specific variables for your project. Contact your local OMEGA fabricator to assist with any further questions.

Please refer to [omegawindows.co.nz](http://omegawindows.co.nz) and [duluxpowders.co.nz](http://duluxpowders.co.nz) for the most up to date information.

Find your local OMEGA Fabricator at [omegawindows.co.nz/fabricators](http://omegawindows.co.nz/fabricators)

# Care and Maintenance

Care and maintenance schedules are essential to ensure that the life of your powder coat is maximised whether the project is residential, commercial, or non-habitable.

**Simply follow three important steps:**

1. Carefully remove any loose surface deposits with a wet sponge by gently rubbing.
2. Clean the surface with a soft brush (non-abrasive) and diluted solution of a mild detergent – a pH neutral liquid handwash or dishwashing liquid is ideal.
3. After cleaning, rinse well with fresh water. Water blasters or high pressure washers are not recommended.

For oily deposits, use either Isopropyl alcohol (IPA), methylated spirits or Selleys Powder Coating Cleaning Wipes. After using any of these products, go back and repeat steps 2 and 3. Where possible, and if available, it is recommended that hard water be avoided<sup>1</sup>.

**The Do's & Don'ts of protecting your powder coating**

## Do

### Protect all powder coated joinery

When building, renovating, plastering, or painting around powder coated surfaces use approved tapes and films in accordance with the manufacturer's instruction.

### Remove unwanted paint & sealants

Ensure all paint splatters or excess sealant are removed immediately.

### Use recommended solvents for oily/stubborn stains only

Use only Isopropyl alcohol (IPA) or methylated spirits. Following this, clean with a pH neutral detergent and rinse off with clean fresh water.

### Regularly inspect

Inspect your powder coating often and clean more regularly if required.

### Clean in mild conditions

Clean powder coated surfaces only when the surface temperatures are below 25°C.

1. Hard water has a higher dissolved mineral content.
2. For information on care and maintenance schedules, visit [duluxpowders.co.nz/tech-advice/](http://duluxpowders.co.nz/tech-advice/) to download the latest Care and Maintenance Tech Advice.

## Don't

### Use aggressive solvents

Do not use turpentine, white spirits, thinners, citrus based cleaners or other aggressive solvents on powder coating. Non approved solvents such as these can cause damage that may not be visible immediately and may take up to twelve months to appear.

### Rub powder coated surfaces excessively

Do not rub powder coated surfaces excessively, especially metallic finishes.

### Allow sunscreen to come into contact with coated surfaces

Many sunscreens adversely affect powder coated finishes. If sunscreen contacts powder coated joinery, clean off with Isopropyl alcohol (IPA), methylated spirits or Selleys Powder Coating Cleaning Wipes as per instruction above.

### Neglect recommended care and maintenance schedules<sup>2</sup>

To comply with Dulux Alumi Shield™ powder coating warranties the recommended care and maintenance schedules must be adhered to.

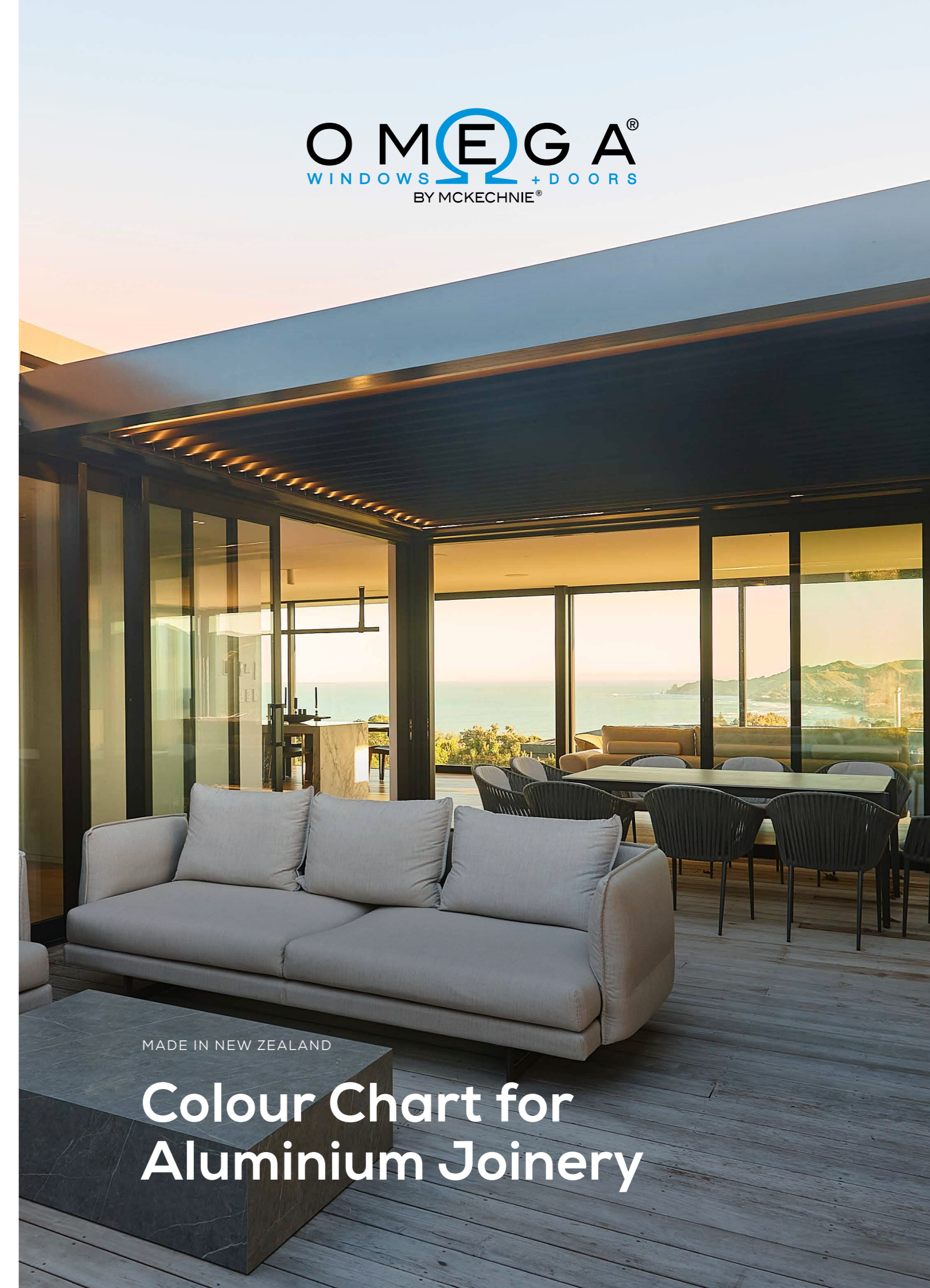
**OMEGA® Windows + Doors**  
36 Paraitē Road, Bell Block, New Plymouth  
Private Bag 2007, New Plymouth 4340  
New Zealand

[omegawindows.co.nz](http://omegawindows.co.nz)

**OMEGA®**  
WINDOWS + DOORS  
BY MCKECHNIE®

**window  
& glass**  
association nz  
member

**OMEGA®**  
WINDOWS + DOORS  
BY MCKECHNIE®



MADE IN NEW ZEALAND

**Colour Chart for  
Aluminium Joinery**

# The Correct Product for Your Project

Choosing the right product for the right application is crucial for maximising the lifespan of the powder coat on your windows and doors.

The **Duralloy® +PLUS Range** is a collection of popular solid and pearlescent finishes, delivered with warranty grade\* advanced highly durable polyester thermosetting powder.

**Duralloy® +PLUS is ideal for:**

- + Residential and light commercial buildings, less than 4 levels
- + Projects located more than 10 metres from the high tide level

The **Protecture® Range** is a collection of popular, highly mar and scuff resistant textured finishes built to protect, delivered with warranty grade\* advanced highly durable polyester thermosetting powder.

**Protecture® is ideal for:**

- + Residential and light commercial buildings, less than 4 levels
- + Areas requiring high mar and scuff resistance
- + Projects located more than 10 metres from the high tide level



Duralloy® +PLUS and Protecture® are suitable for projects >10m from the high tide line where pH is between 5 and 9. Please refer to [duluxpowders.co.nz/specmap](https://duluxpowders.co.nz/specmap) for warranty implications in such environments.

\*Warranties are only valid when applied by a Dulux Accredited or Dulux Prime Accredited Powder Coater to the warranty specification on recommended projects, and subject to specified warranty terms and conditions. Visit [duluxpowders.co.nz/information/alumi-shield-warranty/](https://duluxpowders.co.nz/information/alumi-shield-warranty/) to learn more.

Visit [duluxpowders.co.nz/products/duralloy-plus/](https://duluxpowders.co.nz/products/duralloy-plus/) to learn more about Duralloy® +PLUS and [duluxpowders.co.nz/products/protecture/](https://duluxpowders.co.nz/products/protecture/) to learn more about Protecture®.

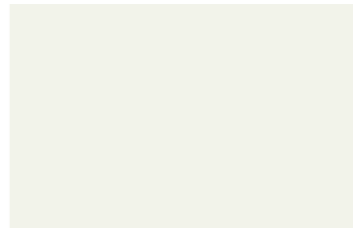





## Duralloy® +PLUS Solid Colours

Our standard colour range consisting of our most popular solid colours

			
Appliance White Matt 20S1364M   LRV 90.6	Scoria Matt 20S4382M   LRV 8.9	Gravel Matt 20S7824M   LRV 6.2	Karakas Matt 20S6446M   LRV 6.8
			
Arctic White Matt 20S1358M   LRV 81.0	Pioneer Red Matt 20S4194M   LRV 11.5	FlaxPod Matt 20S9218M   LRV 5.9	Ironsand Matt 20S8383M   LRV 7.5
			
Off White Matt 20S3240M   LRV 76.5	Ghost Grey Matt 20S7829M   LRV 43.7	Black Matt 20S9041M   LRV 4.3	Lignite Matt 20S8393M   LRV 9.0
			
Titania Matt 20S2249M   LRV66.3	Gull Grey Matt 20S7828M   LRV 48.9	New Denim Blue Matt 20S5392M   LRV 11.3	Anotec Mid Bronze Matt 20S8385M   LRV 6.4
			
Canvas Cloth Matt 20S7830M   LRV 62.5	Gull Grey Matt 20S7828M   LRV 48.9	Slate Blue Matt 20S5403M   LRV 7.5	
			
Desert Sand Matt 20S3239M   LRV 45.1	Grey Friars Matt 20S7809M   LRV 10.2	Lichen Matt 20S6449M   LRV 26.3	
			
Bronco Matt 20S2253M   LRV 38.0	Charcoal Matt 20S9219M   LRV 8.1	Mist Green Matt 20S6475M   LRV 23.8	

## Duralloy® +PLUS Pearlescent Colours










Our standard colour range consisting of our most popular pearlescent colours

		
Warm White Pearl Kinetic® Matt   21P1367M   LRV 88.8	Palladium Silver Matt 21P7136M   LRV 33.1	Metro Coal Dust Kinetic® Matt 21P9221M   LRV 5.6
		
Metro Silver Pearl Kinetic® Matt   21P7831M   LRV 44.6	Metro Electric Cow Kinetic® Matt   21P8395M   LRV 8.8	Window Bronze Kinetic® Matt 21P8394M   LRV 9.1



## Protecture®

Highly mar and scuff resistant textured finishes offer high durability and resistance to the elements

		
Appliance White Flat 20T1274F   LRV 91.6	Metro Silver Pearl Flat 21T7852F   LRV 41.8	FlaxPod Flat 20T9225F   7.1
		
Arctic White Flat 20T1342F   LRV 82.4	Sandstone Grey Flat 20T7156F   LRV25.0	Black Flat 20T9215F   LRV 4.5
		
Titania Flat 20T2068F   LRV 69.6	Charcoal Flat 20T9081F   LRV 8.2	Ironsand Flat 20T8406F   LRV 7.7